

RQL series

High Power Ceramic Wire Wound Resistor



- Resistances from 0.1Ω to 100kΩ
- Tolerance 1% or 5%
- Power Ratings of 10, 20, 30, 40, 50, 60 or 100 Watts
- Non-Inductive Windings are Available
- High power ratings
- Special inorganic potting compound and ceramic case provide high thermal conductivity in a fireproof package
- Can be purchased with or without brackets installed ("BKT" SPECIAL)

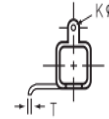
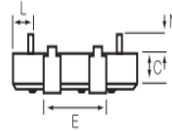
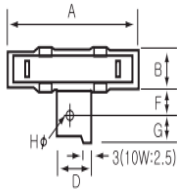
■ SPECIFICATIONS

ITEM	SPECIFICATION LIMITS
Operating Temperature Range	-40 °C ~ +155°C
Resistance Temperature Coefficient	±350ppm/ °C Max
Short-Time Over Load	±(2% + 0.05Ω), Rated Power x 5 for 5sec
Dielectric Withstanding Voltage	±(2% + 0.05Ω), AC2500V 60sec
Insulation Resistance	±(2% + 0.05Ω), 500MΩ 500VDC
Resistance Soldering Heat	±(2% + 0.05Ω), 230°C for 5sec
Thermal Shock	±(2% + 0.05Ω), -40°C, +20°C, +125°C
Moisture Resistance	±(5% + 0.05Ω), 40°C, 90 ~ 95% RH
Load Life	±(5% + 0.05Ω), for 1,000hours

■ RATINGS

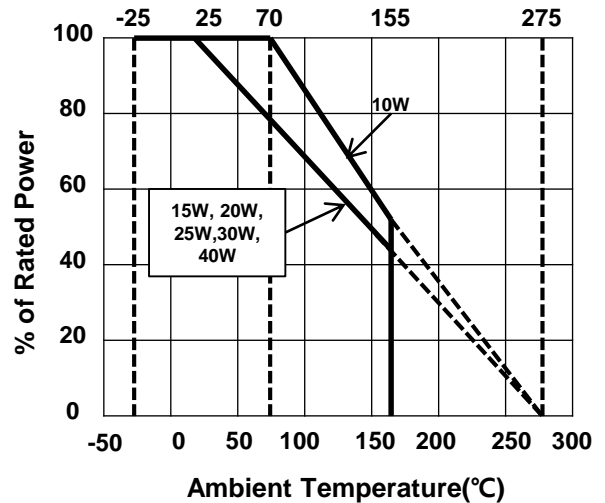
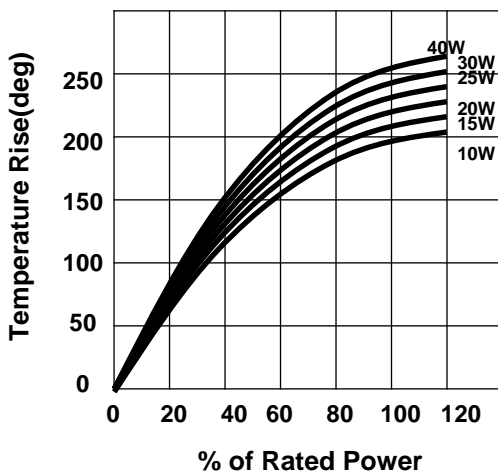
TYPE	Power Rating	Max Working Voltage	Max Overload Voltage	Resistance Range			Operating Temp Range	Rated Ambient Temp	Resistance Tolerance
				MOR	WIRE WOUND				
					Glass core	Ceramic core			
RQL 10	10W	700V	1400V	10-100K	0.1-1K	0.1-1K	-40°C ~ +155°C	70°C	±1%(F) ±2%(G) ±5%(J)
RQL 15	15W	700V	1400V	10-100K	0.1-1K	0.1-1K			
RQL 20	20W	750V	1500V	-	1-1K	-			
RQL 25	25W	1000V	2000V	-	1-1K	-			
RQL 30	30W	1000V	2000V	-	1-1K	-			
RQL 40	40W	1000V	2000V	-	1-1K	-			
RQL 50	50W	1000V	2000V	-	1-1K	-			
RQL 60	60W	1000V	2000V	-	1-1K	-			
RQL 100	100W	1000V	2000V	-	1-1K	-			

■ DIMENSIONS



TYPE	Power Rating	Dimensions (mm)										
		A	BC	D	E	F	G	HØ	KØ	L	N	T
RQL 10	10W	48±1.5	10±1	12±0.2	24	8	6	4	2	8±2	6±1.5	0.8
RQL 15	15W	48±1.5	13±1	12±0.2	24	8	6	4	2	8±2	7.5±2	0.8
RQL 20	20W	63±2	13±1	12±0.2	24	8	6	4	2	8±2	7.5±2	0.8
RQL 25	25W	63±2	16±2	12±0.2	24	8	6	4	2	8±2	10±2	0.8
RQL 30	30W	75±2	19±2	18±0.2	40	10	6	4	2.5	8±2	10±2	0.8
RQL 40	40W	90±2	19±2	18±0.2	40	10	6	4	2.5	8±2	10±2	0.8
RQL 50	50W	90±2	19±2	18±0.2	40	10	6	4	2.5	11±2	10±2	0.8
RQL 60	60W	90±2	19±2	18±0.2	40	10	6	4	2.5	11±2	10±2	0.8
RQL 100	100W	150±2	29±1	25	44	10	7.7	4.6	4.2	17±2	17±2	1.0

■ SURFACE TEMPERATURE INCREASE VERSUS POWER LOAD & DERATING CURVES



■ HOW TO ORDER

RQ	L	10W	10Ω	J
TYPE	STYLE	POWER RATING	NOMINAL RESISTANCE	RESISTANCE TOLERANCE

www.resistors.co.kr

Tel +82-31-764-8216